

Welcome guide

for Internationals

2020-2021



WELCOMMUNITY
université
angers

Summary

01

Before I leave 3



Planning my mobility project 4



Discovering UA 5



First contact 7



Preparing my arrival 8



Financing my stay 9



Finding accommodation 10

02

Once I arrive 12



UA welcomes you 13



Registering 14



Connecting to UA online services 15



Staying healthy 16



Insuring my accommodation & opening a bank account 18

03

Campus life 20



Transport 21



Food & drinks 23



Sport on campus 24



Culture 25



University libraries (BU) 26



Career guidance service 27

04


Before I go home 29

05

Appendix 31

01

Before I leave



01

Planning my mobility project

You are ready to become an international student in France. A well prepared mobility project will make everything go more smoothly and will allow you to have an unforgettable experience.

Enrolling at the University of Angers

> Exchange students (Erasmus+, bilateral agreements, ISEP, BCI)

Consult the International Relations Office at your University for information on the procedures required to take part in an exchange program.

Information about the nomination procedure:

www.univ-angers.fr/en/you-are/exchange-student.html

> Non-exchange students

www.univ-angers.fr/en/you-are/free-mover.html

Campus France

Campus France is a public entity in charge of student mobility. They provide all the important information regarding your mobility project: studying in France (course catalogues, financing your studies), preparing your stay (formalities), living in France (finding housing, getting medical treatment, working, everyday-life).

The Campus France antenna and the cultural and scientific cooperation office (SCAC) at the French embassy in your country can help you understand the French educational system.

www.campusfrance.org

Ministry of Higher Education and Scientific Research

Here you can find all relevant information on higher education in France.

www.enseignementsuprecherche.gouv.fr

Ministry of Foreign Affairs

Here you can find all the relevant information on formalities to go through in order to come to France (Consulate addresses, Embassies, Alliance française, French government scholarships...).

www.diplomatie.gouv.fr

French public service

The French administration's internet portal informs you about your rights and administrative formalities.

www.service-public.fr



01

Discovering UA

The University of Angers has more than 25,000 students based on 3 different campuses in Angers as well as 2 campuses in Cholet and Saumur.

Faculties

UA is composed of 8 faculties and institutes:

- Esthua, Faculty of Tourism and Culture
- Faculty of Health,
- Faculty of Languages, Humanities and Social Sciences,
- Faculty of Law and Economics,
- Faculty of Sciences,
- IAE, Institute of Business Administration,
- IUT, Institute of Technology,
- Polytech Angers, engineering school.

Courses

UA constantly adapts its course catalogue to meet labour market requirements (sandwich courses, internships...) Its goal is to provide young graduates with the best chance of success and integration into the professional life. It also offers professional development training programmes aimed at individual employees, companies and job seekers.



457
degrees

For more information, visit:

<http://formations.univ-angers.fr>

Research

UA has 5 major areas of research:

- Health,
- Languages, Humanities and Social Sciences,
- Materials,
- Mathematics & IT,
- Plant Science.



26 research units
506 doctoral level students
92 new PHD holder/year

Equality

Since 2012, UA has been developing its policy to promote gender equality and combat stereotypes and discrimination.



64,7%
female
students



35,3%
male
students

www.univ-angers.fr/egalite

International

UA is proud to welcome, every year, many international students.



157
nationalities
represented
at UA

11,8%
of foreign
students

www.univ-angers.fr/international



1st university in France!

UA is ranked first university in France for its 3-year bachelor's degree graduation rate



Ma Boutique UA

UA online shop

The university online shop offers a variety of UA merchandise: tote bags, sweatshirts, tee-shirts, mugs, notebooks...

Shop online now and become one of our Ambasmilers!

<https://boutique.univ-angers.fr>



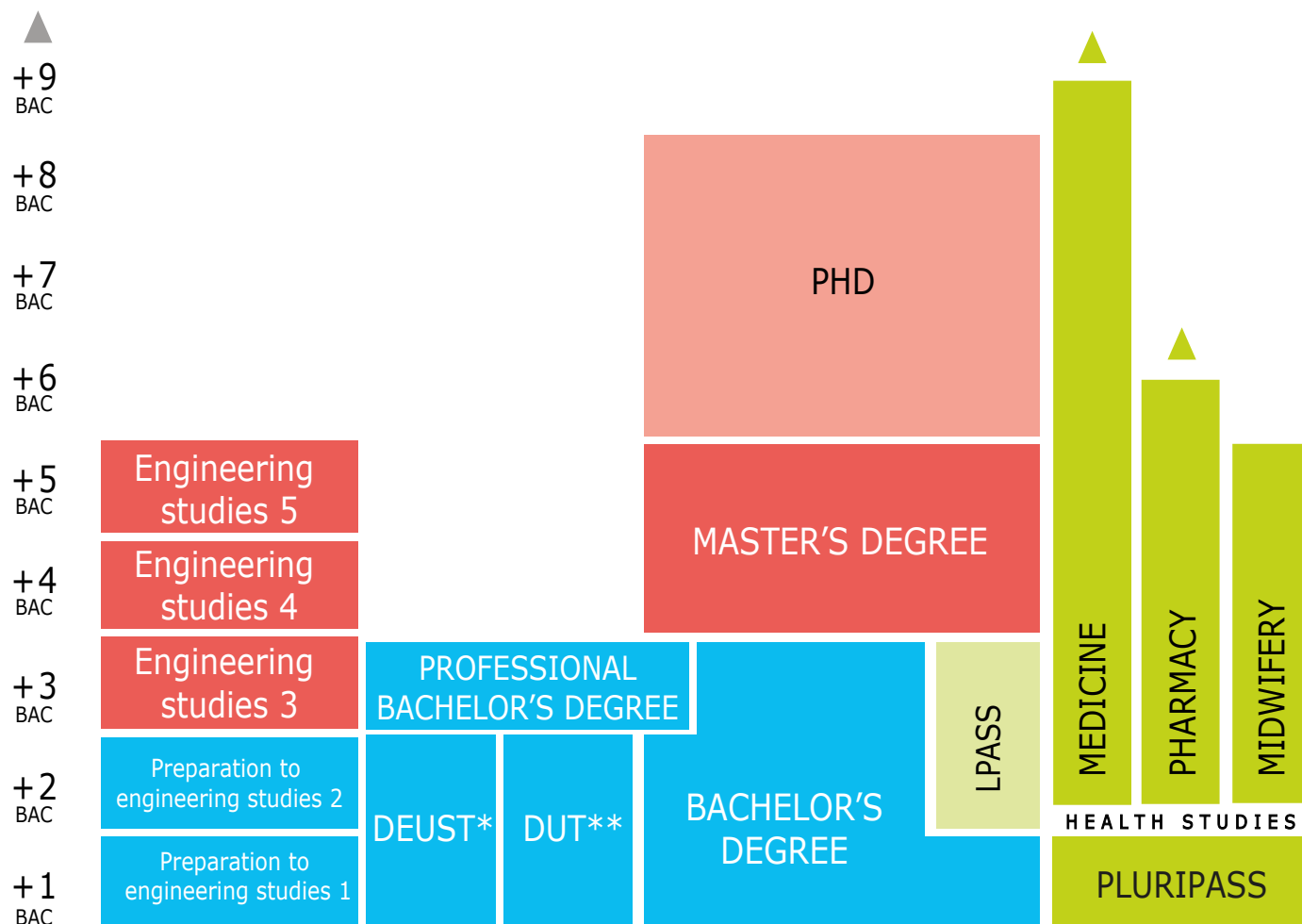
Bienvenue en France

UA is constantly seeking to improve the reception and integration of international students, which has led to the university being amongst the first French universities to receive the label "Bienvenue en France" (Welcome to France) by Campus France.



01 Discovering UA

Study plan



*French scientific and technical university diploma

** Technology degree



01

First contact

The International Welcome Office compiles all services for international students and researchers. It receives and helps these audiences before, during and after their mobility.

International Welcome Office for Exchange Students

Helps students from **ERASMUS+** and **ISEP** programs, **bilateral agreements** and **BCI** agreements as soon as they have been nominated.

This office:

- Handles nominations and enrollment,
- Handles accommodation for international students in student halls of residence,
- Offers assistance with administrative as well as academic learning files in close contact with each faculty before, during and after the mobility.

exchange.international@univ-angers.fr

The French language centre For Foreigners (CeLFE)

The French Language Centre for Foreigners offers courses for students, researchers, and other international candidates who wish to improve their French proficiency or validate their proficiency level with a diploma

The CeLFE offers:

- A French Studies University Diploma (DUEF),
- Free French courses for students and researchers enrolled at UA,
- Conversation workshops,
- Conferences,
- French language certifications (DEL, DALF, TCF-TP, TCF-DAP),
- Specific French language courses.

celfe@univ-angers.fr

International Welcome Office for Non-exchange Students

This office:

- Assists students and handles the DAP applications and "Etudes en France" procedures.
- Advises students on practical aspects of life in France and Angers.
- Receives and assists students with their administrative formalities upon their arrival.

bienvenue@contact.univ-angers.fr

The International Researcher's Office

This office assists:

- Doctoral students,
- Post doctoral students,
- Guest professors or researchers,
- Temporary lecture and research assistants (ATER),
- Guest lecturers.

The office assists with the formalities before arrival (visas, accommodation...) and the formalities upon arrival (application for a residency permit, insurances...).

chercheursetrangers@contact.univ-angers.fr



International Welcome Office

Department of International Affairs

"La Passerelle"

2 rue Lakanal

49045 Angers Cedex 01

FRANCE

Opening hours

From Monday to Friday

From 8.30 am. to 12.30 pm.

and from 1.30 pm. to 5pm.

(4.30 pm. on Fridays)



01

Preparing my arrival

Certain formalities and procedures should be anticipated, in order for your arrival in Angers to go as smoothly as possible.

VISA

> EU Students

EU students are not affected by this procedure.

> Students with a long stay visa

Students who have a long-stay visa equivalent to a residence permit (VLS-TS) must have their visa validated within 3 months upon arrival in France at this address:

<https://administration-etrangers-en-france.interieur.gouv.fr>

> **More information at the International Welcome Office,** see p. 7

You can also find all relevant information on visas (type of visa, procedures...) on the Campus France website:

www.campusfrance.org

Please note !

Students who have a residence permit in another EU country and who wish to stay in France more than 3 months, must also have a long-stay visa equivalent to a residence permit (VLS-TS).

Telephone

Make sure that your telephone will work in France.

- Contact your mobile phone operator to know if your telephone will function in France.
- Note that some French mobile operators sell international prepaid SIM cards.
- Don't forget to register all your important local contacts (housing, university, emergency numbers).

Bank card

You can always prepare some cash for the first couple of days, but for peace of mind, remember to enquire whether your bank card will work in France.

Cash distributors are frequent and payment by bank card is very common, even for small amounts.

Inform the International Welcome Office, your residence or your housing landlord of your arrival date.

Arrival date information

Inform the International Welcome Office, your residence or your housing landlord of your arrival date.

Please note !

You will arrive on a Sunday?

Sundays are legal resting days in France and only a few shops are open. Anticipate by bringing your meals and checking the transport schedules.



Documents to bring

Don't forget to bring the following documents, that will be required for your administrative formalities:

- Picture ID,
- Your European health insurance card or your health insurance contract,
- Your vaccinations card,
- Extra ID pictures,
- Your birth certificate,
- An original copy of your diploma (non-exchange students).



01

Financing my stay

Here is some useful information to help you plan the budget for your stay in France.

Scholarships

Enquire about the scholarships granted by Campus France:

<http://campusbourses.campusfrance.org/tria/bourse/#/catalog>

If you don't have a scholarship, you should put a lot of effort into your budget. The UA and the Crous do not provide financial support to international students enrolled for the first time in a French higher education institution.

Reduce your housing budget

> Accommodation with a private individual

The Crous offers private accommodation for rent with Lokaviz.

<https://www.lokaviz.fr>

> Housing financial aid

The Family Allowance Fund (CAF) can provide you with a monthly financial aid whether you rent a private flat or a room in a university hall of residence.

Please note !

If you hold a temporary visa exempting you from residence permit requirements, you are not entitled to this housing benefit.

Student job

According to your status, you may have the opportunity to work during your studies. Please note that this will not allow you to cover all your expenses. A student job can only be considered as supplementary income. Also it is difficult to find a student job in France.

Crous offers student jobs on jobaviz.

<https://www.jobaviz.fr>

Estimated budget

First month expenses:

> In a university hall of residence

- Rent: approx. € 250 per month,
- Deposit: between € 156 and € 280,
- Housing insurance: € 25 to € 50,
- Food: approx. € 180 per month,
- Additional student health insurance (optional but recommended): between € 80 and € 300,
- Bus/tram pass: € 30 per month.

First-month total:

Between € 720 and € 1,000

Following months:

Between €450 and € 550

> In a private flat

- Rent: approx. € 400 per month,
- Deposit: 1-month rent,
- Housing insurance: € 25 to € 50,
- Food: approx. € 180 per month,
- Additional student health insurance (optional but recommended): between € 80 and € 300,
- Bus/tram pass: € 30 per month.

First-month total:

Between €1,100 and € 1,350

Following months:

Between € 600 and € 700

Please note !

The first month, non-exchange students will have to add:

- The Student and Campus Life Contribution (CVEC): € 92,
- University tuition fees: around € 170 for a Bachelor's degree and € 243 for a Master's degree.



01

Finding accommodation

Avoid unnecessary stress by searching for accommodation as early as possible. Here are some tips to guide you:

Student hall of residence (Crous)

> Non-exchange students

If your semester starts in September, you must submit your residence application during the second CROUS application phase which starts on July 8, 2021, on the website:

www.messervices.etudiant.gouv.fr

Please note !

If your application has been accepted, your confirmation period will be very short!

> If you arrive later in the semester or if you wish to stay in a student hall of residence during the Summer months, you can also submit an application.

<http://www.crous-nantes.fr/logements/se-loger-en-cours-dannee-2/>

> To apply for a renewal, students who already live in a (Crous) student hall of residence must submit their application before March 31 for the following academic year.

> Exchange students

Exchange students can request accommodation in a student hall of residence in their mobility application file. (2 periods: from March 15 to June 1 and from October 1 to November 1)

<https://www.univ-angers.fr/fr/international/venir-a-l-universite/page-accueil/nomination.html>

Private student halls of residence

There are several private student halls of residence in Angers, near the UA campuses. In general, offer certain services (cafeteria, laundry-room...).

<https://www.adele.org/>

Private housing: For an apartment, a room in a private home, or social housing

You can see what is available on these websites:

<https://www.lokaviz.fr/>

<https://www.leboncoin.fr/>

<http://www.smebhabitat.fr/>

You can apply for social housing (HLM). Some social landlords allocate housing on a priority basis to students.

www.demandelogement49.fr/

Flat sharing

Check out local ads for flat sharing on these websites:

<https://www.appartager.com/>

<https://www.leboncoin.fr/>

Intergenerational shared housing

Give a little of your time in exchange for accommodation at a lower cost. The association "Le temps pour toi" lists home sharing offers and supplies support for shared housing in the Angers metropolitan area.

<http://letempspourtoi.fr/>

Youth homes

Youth homes can also be a solution.

<http://www.urhajpaysdelaloire.fr/>

New!

The UA housing platform makes finding student housing easier:
<https://univ-angers.studapart.com/en/>



Help services for housing in Angers

Accueil Logement – Angers Loire Métropole
68 rue du Mail
02 41 05 50 55

J, Angers Connectée Jeunesse
12 place Imbach
02 41 43 96 82

Adil49

<https://www.adil49.org/>



What you need to know about renting in France:

<https://www.univ-angers.fr/en/student-life/accommodation.html>



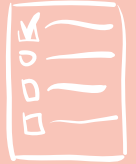
Housing insurance

A housing insurance is compulsory in France and will be required before giving you the keys to your accommodation.

> see p. 18

01

Before I leaving



I have looked into and understand the international student status.

If I am not European, I have made sure that I have my visa.

I know whether or not I can get a scholarship.

I have found accommodation.

If I want accommodation in a student hall of residence:

> If I am an exchange student, I apply for a room when I enroll at the University of Angers online.

> if I am a non-exchange student, I submit my application during the second Crous application phase which starts on July 8, 2021. www.messervices.etudiant

I have insured my accommodation.

I have scheduled a meeting with the International Welcome Office.

> I am an exchange student: echange.international@univ-angers.fr

> I am a non-exchange student: bienvenue@contact.univ-angers.fr

> I am a researcher: chercheursetrangers@contact.univ-angers.fr

> I am enrolled for French lessons at the CeLFE: celfe@univ-angers.fr

I have brought or made copies of:

My picture ID,

My health insurance card
or my health insurance contract,

My vaccinations certificate,

Extra ID pictures,

My birth certificate,


My original diploma (non-exchange students).

I have signed up for the introduction week.

I have signed up for the Buddy System UA.

02

Once I arrive



02

UA welcomes you

Moving abroad is exciting, new and refreshing, but it also requires you to adapt to a new environment. Here are some of the things that the UA can offer you upon your arrival.

The International Welcome Office

The International Welcome Office guides you before and during your stay. > see p. 7

> When you arrive

If you have not already done so, schedule an appointment with your international counsellor as quickly as possible. This will allow you to:

- Register your arrival,
- Ask questions and have individual guidances concerning the formalities: Visa, Contribution to student and campus life (CVEC), life at UA, health insurance...
- Schedule an appointment with the Sumpps for your health check.

> During your stay

The International Welcome Office assists all international students and researchers and offers:

- Customized assistance,
- French courses according level, see p. 14
- Information meetings and integration tours at the beginning of both the 1st and 2nd semester,
- Several excursions: in Anjou, to Paris, to Nantes, to Saint-Malo...,
- Social events each month with the Buddy System.

So don't forget to stay in contact with your Buddy!

Contact for exchange students:

exchange.international@univ-angers.fr

Contact for non-exchange students:

bienvenue@contact.univ-angers.fr

Contact for international researchers:

chercheursetrangers@contact.univ-angers.fr

Buddy System UA

UA's peer-to-peer social mentorship enhance cultural exchange and helps international students when they arrive. When signing up UA will find you a suitable buddy mentor who can meet you when you arrive at the train station, who can answer your questions, who can help you with certain formalities and who can help you discover your campus and new city. It is a great way to get contact with locals and have a real French academic experience. Each month, UA organizes Buddy events in collaboration with the student organisation AEGEE-Angers..

Sign up via our website:

www.buddysystem.eu

Create your profile and fill in as much information as possible (full name/ gender/age/languages/hobbies/ motivations/campus/faculty/ field of study).

A complete profile will assure that we can find you a suitable mentor.



If you wish for a local student to meet you at the train station when you arrive, you should sign up well in advance and mention it as a comment. This way, the local student has time to get organised.

Contact for the Buddy System:

buddysystem@univ-angers.fr

Please note !

The calendar may evolve according to the sanitary guidelines (Covid-19). Visit the UA website for real-time information:
www.univ-angers.fr



Boîte à partage

Or the "Sharing Box" is a good way to get the essentials when you arrive.

The UA and Crous collect everyday items (plates, pots and pans, cleaning products, school supplies...) left behind by students at the end of each semester, and redistribute them to newcomers.

See the opening hours on the website:

<http://marentree.univ-angers.fr/en/practical-information/boite-a-partage.html>



Meet French families

Your are in France for a year or more?

The association, Afia 49, put international students in contact with local families, to allow for intercultural exchange, for a meal, a cultural outing, a walk..., once or twice a month. It is free.

> More information at the International Welcome Office, see p. 7



02

Registering

Do you have questions but don't know who to ask?
UA's services are here to help!

The Student card and the Student administration Office

> Exchange students

- 1 Register your arrival with International Welcome Office and learn about all services offered to international students, see p. 7
- 2 Go to the Student Administration Office to enroll
- 3 Get your student card

> Non-exchange students

- 1 Register your arrival with International Welcome Office and learn about all services offered to international students, see p. 7
- 2 Create your account on:
www.messervices.etudiant.gouv.fr/envole/enregistrement
- 3 Pay the CVEC (Student and Campus Life Contribution) on:
cvec.etudiant.gouv.fr
In the section "obtenir votre attestation" (receive your receipt).
- 4 Receive your receipt by e-mail
- 5 Go to the Student Administration Office (scolarité) at your faculty and show your CVEC
- 6 Get your student card

Please note !

The CVEC (Student and Campus Life Contribution) is an annual compulsory contribution, which is used for the integration and guidance of students on the UA campuses. The contribution is € 92 (2020-2021) and is to be paid upon enrollment.

The French Language Centre for Foreigners (CeLFE)

You want to learn French?

The French language center (CeLFE) offers **free French courses** throughout your studies at UA. Some courses may be subject to ECTS points depending on your status and study program. You can also sign up for certification sessions to validate your French proficiency skills with a diploma. For more information, attend the information meetings during the Welcome Program at the beginning of each semester or contact the CeLFE.

Contact:

celfe@univ-angers.fr

Infocampus

You have questions regarding accommodation, grants, transport, healthcare, sports, cultural activities?

Visit the Infocampus helpdesk to get all the information you need on student life and administration procedures. And in addition, the Infocampus ambassadors speak several languages!

Meet the ambassadors at "La Passerelle" and at the St-Serge University library

from August 27 to October 2,
Monday to Friday from 10am to 5pm

More information on:

www.univ-angers.fr/infocampus



Pass'Sup student card

The Pass'Sup card is your student card.

It allows you to:

- Prove your student status (ex. for exams),
- Borrow books from a university library (BU),
- Register for sports and benefit from students rates for events organized by the Office for Cultural Affairs,
- Have 2 electronic wallets for the university restaurants and for printing documents at the university libraries.

Connecting to UA online services

UA online services are all available on a single page with a single sign-on.

Web portal (ENT)

It enables you to access all your digital services from an internet connection:

- Emails,
- Timetables,
- Administrative services (marks, academic file, course choices...),
- Library resources,
- Blog and podcast platforms,
- IT support,
- Mailing lists,
- News feeds (Twitter...).



4 700 Courses available
Online on Moodle

5 Free licenses OFFICE 365

700 Wifi terminals

Videos on demand

The Panopto platform allows you to watch podcasts of courses, conferences, tutorials... but also to easily record and broadcast videos from your computer.

Social networks

UA is on most social networks (Facebook, Twitter, Instagram, Youtube, LinkedIn).

Follow us so you don't miss any of UA's news!



For more information, visit:

www.univ-angers.fr/ent

Your UA email address

Student can access their emails using Zimbra messaging system. It offers efficient modules including a shared calendar.


Please check your email address regularly.

name.surname@etud.univ-angers.fr



UA application

Available from September and free of charge, on *Google play* and the *Appstore*, the UA application allows you to access your course schedules as well as practical and contextualized information (maps, menus of the university restaurants, places in the BU, news...) from a smartphone. Activate notifications to find out everything in real time, including cancellations of classes or last-minute room changes!



Staying healthy

Here is some key information on mandatory and optional health procedures in France and at university.

UA's medical center (Sumpps)

UA's medical center is **free and open** to all UA students and staff.

A cross-disciplinary team of doctors, nurses, psychologists, social workers welcomes you on the Belle-Beille campus for:

- Health checks,
- General medical consultations,
- Consultations with a psychologist, psychiatrist, dietician, gynecologist.

The Cholet campus also offers appointments with a GP or psychologist as well as two yearly social advice sessions in September and October.

> Reception

Faculty of Sciences,
A Building, 3rd floor
from Monday to Friday
8.45am > 5.45pm
+33 (0)2 41 22 69 10

> Social service

+33 (0)2 41 22 69 10
ou +33 (0)2 41 39 65 70

> Cholet centre

+33 (0)2 41 22 69 00



11 Students
recruited as peer
medical advisors



79 Preventive actions
Undertaken in 2019-2020
and several blood donor
clinics organized on campus
in collaboration with the
French Blood Agency (EFS)

Assurance maladie

**Registering for healthcare
in France is compulsory and free:**

- If you do not hold a European Health Insurance Card,
- If you enroll in a French higher education institution for the first time.

> **For more information**, see p. **7**

As soon as you are enrolled at the UA:

- Make an appointment with the Sumpps ou the International Welcome Office to get your health check done, see p. **7** and p. **13**
- Start filling carrying out the formalities to register with the public Health Insurance, Caisse primaire d'assurance maladie (CPAM) and get most medical expenses reimbursed.

> *For more information on registration, see the next page.*

To register, go to: (available in English)

<https://etudiant-etranger.ameli.fr/#/>

How can I get reimbursed for treatments or medical appointments?

After registering with the public health insurance CPAM or Caisse primaire d'assurance, you should send them the following documents:

- The "feuille de soins" (treatment form) handed out by your doctor at the end of your consultation,
- A RIB ("relevé d'identité bancaire" = bank account details),
- A copy of your student card,
- A copy of your European health card (European students only).

Additional health insurance

We strongly advise you to sign up for additional health insurance for better reimbursement. This additional insurance is not compulsory but highly recommended: It will cover the remaining 30% of the medical expenses that are generally not covered by the compulsory health insurance.

> **For more information**, see p. **7**



Handi 3A: support for disabled students

If you have a disability or learning difficulties, our advisor can help you set up the appropriate arrangements during your studies.



To make an appointment at the Faculty of languages, humanities and social sciences:

handi3a@univ-angers.fr



Useful links

Your medical expense coverage:

<https://www.ameli.fr/paris/assure/droits-demarches/etudes-emploi-retraite/etudes-stages/etudiant>

Administrative procedures and services for students (French language):

<http://www.etudiant.gouv.fr/cid104942/la-securite-sociale-etudiante.html>

<https://www.ameli.fr/assure/droits-demarches/europe-international/protection-sociale-france/vous-venez-etudier-en-france>

02

Staying healthy

To register for health insurance in France, enter your information and upload the required documents using the dedicated Ameli website!

1

Register on the Ameli dedicated website:

<https://etudiant-etranger.ameli.fr/#/>

Enter the required information:

- > Last name
- > First and middle name(s)
- > Date of birth
- > Country of birth
- > Email address
- > Mailing address in France
- > Phone number

Upload the required documentary evidence:

- > Passport/national ID card
- > Residency permit ("Titre de séjour")
- > Long copy of your birth certificate/standard birth certificate showing your parent's information/any document issued by your consulate
- > Certificate of enrollment in education for the current year
- > Certificate of parental authorization (if under age 16)
- > IBAN (if available)
- > Additional documents as determined by your country of origin

2

Create your personal area.

Download your temporary certificate of membership in the French social security system.

Upload any missing or rejected documents to your personal area.

Upload your final certificate of membership in the French social security system.

3

Once your membership is finalised you can take additional steps to have your medical expenses reimbursed as quickly and easily as possible.

Open your personal ameli account on ameli.fr or using the application.

Apply for a "carte Vitale" health insurance card by submitting the required documents (a recent passport photo and an ID card).

Declare a referring doctor ("médecin traitant") during an appointment with a doctor in France.



*Declaring a referring doctor

This means that you choose one doctor who will follow you throughout your stay in France. Download the appropriate form online (déclaration de médecin traitant) on: www.ameli.fr and have it signed by the doctor of your choice at your first consultation. Then send the signed form to the CPAM de Maine-et-Loire. Your referring doctor will be able to refer you to specialists if needed. Declaring a referring doctor also allows for better reimbursement.

Please note !

You do not need a referral to make an appointment with the gynaecologist, ophthalmologist or dentist.

Insuring my accommodation

Opening a bank account

Insuring your accommodation and opening a bank account are 2 essential steps. Having a French bank account will allow you to receive housing aid, reimbursement of medical care...

Housing insurance and civil liability insurance

Having a home insurance is compulsory in France in order to protect you against risks such as fire, water damages, theft...

The amount varies according to the insurer and the guarantees subscribed. Housing insurance also includes civil liability insurance to cover any damage you may cause to others.

Opening a bank account

Opening a bank account in France can take approximately 2 weeks:

> Make an appointment

with a bank advisor in a bank of your choice.

> Prepare all required documents

prior to your appointment (passport or ID card, enrollment certificate, proof of accommodation: lease agreement or certificate issued by the hall of residence).

Sometimes a minimum amount is required when opening your account (around € 15).

You will be given a "Relevé d'identité bancaire" or "RIB" (document with your bank details), which is essential for various procedures such as applying for housing aid (CAF), for health insurance registration (CPAM), renting a bike or getting a bus pass.



02




Once I arrive

- I have retrieved my arrival certificate at the International Welcome Office.**
- I have taken part in the orientation meetings during the Welcome program.**
- I have enrolled at the Student Administration Office at my faculty.**
 - > I am a non-exchange student: I have paid the CVEC before enrolling.
 - > I am a european non-exchange student: I have brought a copy of my European Health Insurance card, my ID card or my passport.
 - > I am a non-european non-exchange student: I have brought a copy of my passport and an original copy of my diploma.
- I have my student card and my proof of enrollment.**
- I have opened a UA online account to access my ENT (Web portal).**
- If I have a long-stay visa equivalent to a residence permit (VLS-TS), I have confirmed my residence permit online.**
- I have completed my CAF file online.**
- I have made an appointment with the Sumpss for a health check.**
- If I don't have a European health insurance card, I have registered with the French public health insurance, CPAM.**
- I have opened a bank account.**
- I have collected my everyday essentials at the sharing box (boîte à partage).**

03

Campus life



03

Transport

To go from one campus to another or to get around easily, several solutions are provided.

Public transport in Angers

To get to the **Belle-Beille campus**, you can take the following bus lines: 1, 14 (express).

To get to the **Saint-Serge campus**, you can choose one of the following options: Tram line A, bus line 7 or 9.

To get to the **Health campus**, take: Tram line A, bus line 8.

Public transport will be affected until 2022 due to construction work. Get the IRIGO app to check changes.

Routes and fares:

<http://bustram.irigo.fr>

Cycling

Bicycle racks are available on the different campuses, with a secured roofed shed on the Saint-Serge campus.

No bikes?

> Vélocité

The city of Angers has set up a loan service called Vélocité.

More details on:

www.angers.fr/index.php?id=58760

> Pony bikes

Pony Bikes is a self-service bike and e-scooter system.

For more information on how to rent or buy a Pony bike, visit:

<https://getapony.com/>

Train

You can get reduced rates for all your TER trips within the Pays de la Loire region (Mezzo-26 card, student rail pass).

More details on:

<https://www.ter.sncf.com/pays-de-la-loire/offres/tarifs-et-abonnements>

For train trips throughout France, the 12-25 y.o. rail pass will get you up to 50% off your fares.

Car-sharing

Choose car sharing for a green, economical and friendly solution to travel.

Find out more on:

<https://www.blablacar.fr>

<https://www.idvroom.com/>



Aléop

Aléop

Aléop is an online platform which allows you to create your own travel itinerary in the Pays de la Loire region by combining several transport means. Bus, train, cycling, walking... you will always find the best way to get from one place to another!

<https://aleop.paysdelaloire.fr/>

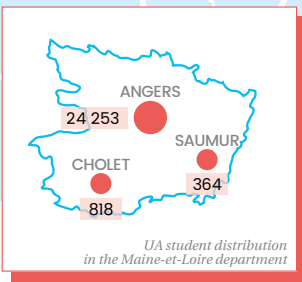
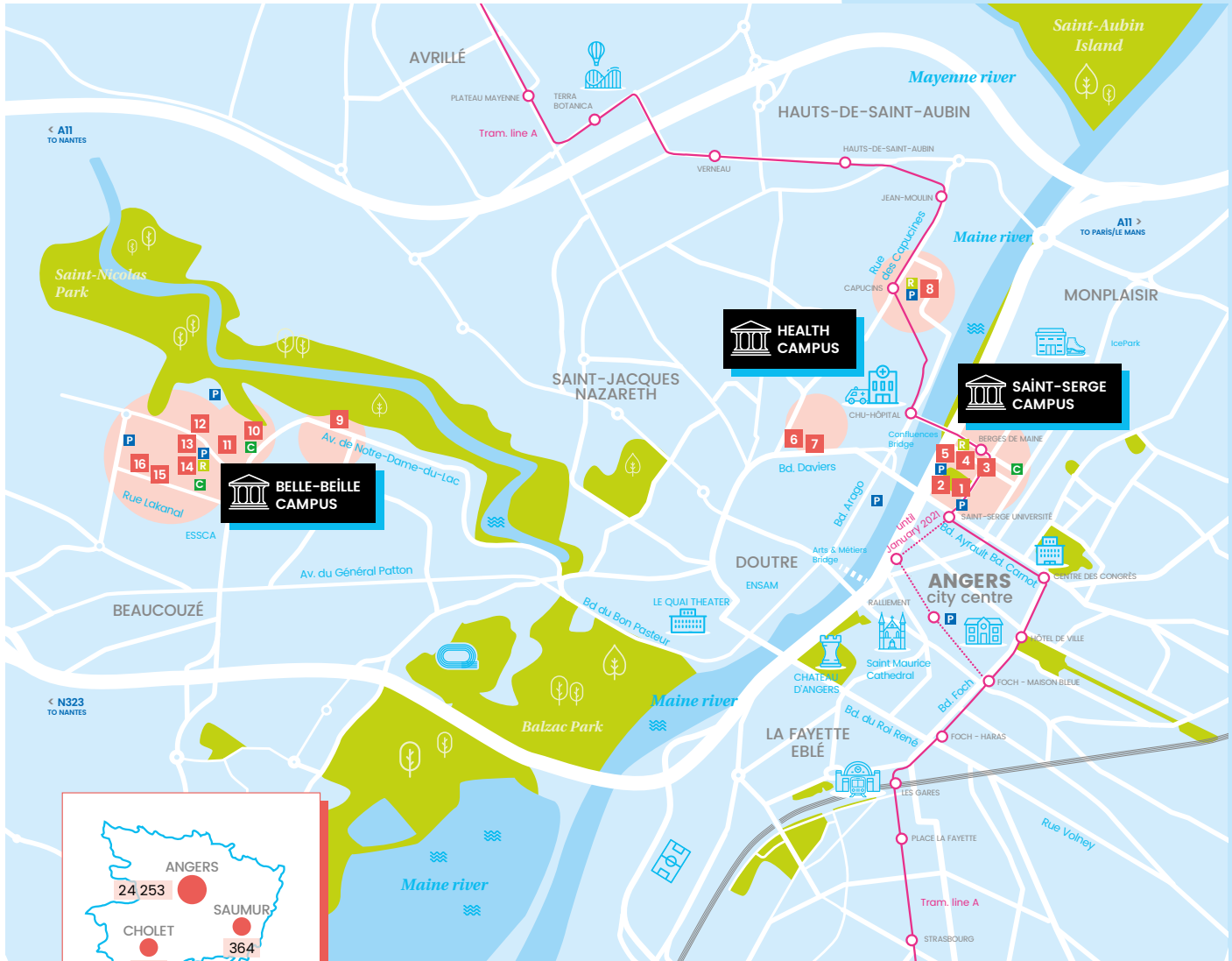


Irigo App

Remember to download this app to manage your public transportation use in Angers, in real time.

<https://www.irigo.fr/irigo-vous/application-mobile>

Map



- CHOLET CAMPUS**
 School of Law, Economics & Business Studies, Faculty of Languages, Humanities and Social Sciences, Faculty of Tourism and Culture, Institute of Technology & university libraries
- SAUMUR CAMPUS**
 Faculty of Tourism and Culture

ANGERS SAINT-SERGE CAMPUS

- 1 UA head office
- 2 Le Qu4tre (cultural centre)
- 3 School of Law, Economics and Business Studies
- 4 IAE, School of management
- 5 University libraries & Infocampus helpdesk
- 6 Faculty of Tourism and Culture

ANGERS HEALTH CAMPUS

- 6 Polytech Angers (Biology preparatory programme & Biology and Health Systems department)
- 7 Faculty of Health (Pharmacy department)
- 8 Faculty of Health (Medicine department)

ANGERS BELLE-BEILLE CAMPUS

- 9 Polytech Angers (Preparatory programme, Industrial Systems department, Buildings & Safety department)
- 10 Suaps (sports centre)
- 11 Faculty of Science & Sumpps (medical centre)
- 12 Institute of Technology
- 13 Faculty of Languages, Humanities and Social Sciences
- 14 Maison de la recherche Germaine Tillion (research centre)
- 15 La Passerelle (International Welcome Office, Careers Service, Infocampus helpdesk)
- 16 University libraries

- C Student hall of residence
- R University restaurants & cafeterias
- P Parking

Virtual visit

<http://360.univ-angers.fr>



Food & drinks

It is not always easy to eat well when you are a student. Here are some cheap ways to eat a balanced diet.

University restaurants

University restaurants are open to all students at the preferential price of € 3.30 per meal.

> Resto'U Belle-Beille

Monday to Friday
from 11am to 1.30pm

> Resto'U La Gabare

Monday to Friday
from 11am to 1.30pm
and from 6.45pm to 8pm
Saturday from 11.30am to 1pm

> Resto'U Ambroise Croizat

Monday to Friday
from 11am to 1.30pm

More details on:

<https://www.crous-nantes.fr/restauration/>

Check the menus on your student web portal:

<http://www.univ-angers.fr/fr/vie-des-campus/vie-pratique/restauration/menus-ru.html>

University cafeterias

> Cafet' Lettres

Monday to Thursday
from 9am to 6pm
Friday from 9am to 2pm

> Cafet' L'Escale

Monday to Friday
from 10.30am to 2.15pm

> Cafet' La Gabare

Monday to Thursday
from 8.30am to 7pm
Friday from 8.30am to 2pm

> Cafet' Ambroise Croizat

Monday to Thursday
from 8.30am to 3pm
Friday from 8.30am to 2pm



The custom in France is to have:

- **Breakfast**
between 7am and 9am,
- **Lunch**
between 12pm and 2pm,
- **Dinner**
from 7pm.



Supermarkets

Download the list of Angers' markets and supermarkets on:


http://www.univ-angers.fr/_resources/Documents/RI/marches_et_commerces.pdf?download=true



Biopanier

Take advantage of UA's organic baskets and place your order on:

<http://www.univ-angers.fr/fr/vie-des-campus/actualites/mon-bio-panier.html>



Sport on campus

UA's Sports Centre (SUAPS) offers its students many sports and arts activities, as well as free events open to everyone.

Student sport package

Register with our Sports Centre to get your special sport package which includes:

- One sport activity of your choice per semester for free,
- Unlimited access to the cardio area,
- Free access to activities and events during the discovery weeks (May/June),
- Special rate for our sports training courses.

Any additional activity will cost € 15 per academic year.

Register with the Suaps via your student web portal.



55 activities in Angers
9 activities in Cholet
1 activity in Saumur



150+
Time slots/week



1 special
sporting event
every month

More information on:

<http://marentree.univ-angers.fr/en/campus-life/sport.html>

Elective courses (E2O)


Your involvement in extracurricular activities (sports, charity, music, foreign languages...) can be taken into account as part of your degree.

Please note that E2O electives may be open to exchange students subject to their coordinator's approval.

For practical details, visit:

www.univ-angers.fr/e2o

Please note !
The calendar may evolve according to the sanitary guidelines (Covid-19).
Visit the UA website for real-time information:
www.univ-angers.fr



First-aid training

- "Prévention et secours civiques de niveau 1" (PSC1) (equivalent to First Aid and CPR Certification):

learn the required behaviour and knowledge to prevent a situation of danger, protect yourself and rescue others.

- "Brevet national de sécurité et de sauvetage aquatique" (BNSSA) (national patent for water safety and rescue):

this lifeguard qualification allows you to watch beaches and public or private swimming pools in France.

03

Culture

The Qu4tre is a place of exchange, creativity and cultural project support. Come and discover the activities and events offered by UA and its local partners/organisations.

The Qu4tre

Open from Monday to Friday
9am to 5pm



137
events/year

More details on:

<http://marentree.univ-angers.fr/en/campus-life/culture.html>

“Spectacurieux” Festival

For the past 8 years, UA has been celebrating arts and creativity as part of its Spectacurieux festival. From music to drama, dance, cinema, improvisation, exhibitions, street art... there is something for everyone! The festival is a key event in the academic year, with meetings and exchanges, surprises and emotional moments. Art projects are created or performed by UA students but also by students coming from our international partner universities.

Next edition:

April 13 to 22, 2021

The festival is free and open to everyone.

Find out more on:

<http://festival.univ-angers.fr>

Please note ⚠
The calendar may evolve according to the sanitary guidelines (Covid-19). Visit the UA website for real-time information:
www.univ-angers.fr



Culture pass

All students enrolled at UA can get a Culture Pass. It offers discounts with 20 cultural partners (theatre, dance, music, cinema, opera...) and access to visits, arts workshops, VIP events. To claim your pass, fill in the online registration form on the UA website:

www.univ-angers.fr/carte-culture

Available from September.
#UAculture

03

University libraries (BU)

The University of Angers has two university libraries in Angers and one in Cholet.

Opening hours:

> BU Belle-Beille

Until August 31:

Monday to Thursday
from 8.30am to 8pm

Friday and Saturday until 6pm

Until August 31:

Monday to Saturday
from 8.30am to 8pm

> BU Saint-Serge

Monday to Saturday

from 8.30am to 10.30pm

Sunday from 1pm to 8pm
(from September to June)

More details on:

<http://marentree.univ-angers.fr/en/campus-life/bibliotheques.html>

Library occupancy

How busy are the libraries?

The "Affluences" app gives you real-time occupancy rates at the university libraries.

It also alerts you in the event of an unplanned closure.

Art galleries

UA libraries host contemporary art exhibitions in (Galerie 5) and photography exhibitions (Galerie Dityvon) all year round.


Please note !

The calendar may evolve according to the sanitary guidelines (Covid-19). Visit the UA website for real-time information:
www.univ-angers.fr



Equipment loan

Borrow equipment on site or for a few days: camera, video camera, video projector, headset, charger...



03

Career guidance service

UA's Careers Service (SUIO-IP) can provide you with guidance and support on career choices or professional integration.

Career objectives

A psychologist specialising in academic and career guidance will help you with your career planning. Make an appointment with a counselor via the web portal ("insertion pro"/"rdv avec un conseiller" sections) or attend information sessions and workshops on career development.

Drop-in sessions
(no appointment needed):
Thursdays: from 9am to 12.30pm

More details on:

<http://marentree.univ-angers.fr/en/services/help-for-academic-success.html>

Academic guidance

You are having academic related difficulties? You need assistance? You aren't sure about your choice of faculty or field of study?

Quality guidance and support can help you succeed, which is why UA offers a personalized guidance plan.

More details on:

www.univ-angers.fr/fr/formations/dispositifs-d-accompagnement.html

Professional integration

Do you wish to review your career plan, have a mock interview or get advice on your CV or cover letter?

Come and meet a career advisor:
- During one of the workshops taking place on the Belle-Beille or St-Serge campuses,
- During an individual appointment scheduled in advance.
The staff members will help you to build your project and will assist you in using our tools and enhancing your skills.

Find all the information and advice you need on searching for internships and submitting job applications on your student portal ("insertion pro" section).

Ip'Oline

With the Ip'Oline employability platform, you can:

- Have access to internships and jobs offers,
- Submit a job application online,
- Create your online CV,
- Make yourself visible to recruiters using the CV library and directory,
- Get in touch with professionals and graduates,
- Get online advice, information on the appropriate tools for job seekers and regular updates on the job market.

<http://ipoline.univ-angers.fr>



Keep in touch with the Alumni network!


Register and find former UA international students on France Alumni.

France Alumni covers 116 countries and has over 120,000 students and alumni from French higher education institutions registered on its online platform.

<https://www.francealumni.fr/fr>


Register and find former UA students on UA Alumni networks **#UALumi** and via Ip'Oline:

<http://ipoline.univ-angers.fr>



03

Campus life



- I have picked up my bus/tram pass.
- I have picked up my free bicycle.
- I have confirmed my Izly account to be able to eat at the university restaurants (RU).
- I have enquired about sports at the Suaps.
- I have been to the university library (BU) to borrow books.
- I have got my free UA Culture Card.
- I have enquired about the academic and career support plans offered at UA.

04

Before I go home



04

Before I go home




- I have given notice to my landlord.**
 - > I live in a Crous university residence: I live in a Crous student residence: No later than 1 month before my departure, I hand in my departure notice and schedule a check-out inventory appointment.
Be aware that departure is not possible on the weekends.
I make sure that I have filled in the correct form in order to get my deposit back.
 - > I live in a furnished room or apartment: the notice period is one month. I send a registered letter with acknowledgement receipt (lettre recommandée avec accusé de réception) to my landlord or the rental agency managing the accommodation.
 - > I live in a non-furnished room or apartment: the notice period is 3 months. I send a registered letter with acknowledgement receipt (lettre recommandée avec accusé de réception) to my landlord or the rental agency managing the accommodation.
- I have cancelled my telephone and/or internet plan.**

I enquire about cancellation period and fees. I send a cancellation request by registered letter with acknowledgement receipt (lettre recommandée avec accusé de réception) to the operator.
- I have cancelled my insurance plans (home and liability insurance) unless the plan is without automatic renewal.**

I send a cancellation request by registered letter with acknowledgement receipt (lettre recommandée avec accusé de réception) to the insurance company (cancellation periods vary according to the company).
- I have informed the CAF of my change of address.**

05

Appendix



Questions?



Chat with our Student
Ambassadors on:

marentree.univ-angers.fr

From August 24



Covid-19
Remember to respect the barrier gestures in order
to protect yourself and your surroundings.
Find the latest guidelines on the website.

2020 | 2021

CALENDRIER DE L'UNIVERSITÉ D'ANGERS

MARS 2021

Mois du genre
(du 01 au 31/03)

01 L	09
02 M	
03 M	
04 J	
05 V	
06 S	
07 D	10
08 L	
09 M	
10 M	International bowling night
11 J	
12 V	
13 S	
14 D	11
15 L	
16 M	
17 M	
18 J	
19 V	
20 S	
21 D	12
22 L	
23 M	
24 M	
25 J	
26 V	
27 S	
28 D	13
29 L	
30 M	
31 M	

AVRIL 2021

13

01 J	13
02 V	
03 S	
04 D	Pâques
05 L	Lundi de Pâques
06 M	
07 M	
08 J	
09 V	
10 S	
11 D	14
12 L	
13 M	
14 M	
15 J	
16 V	
17 S	
18 D	15
19 L	
20 M	
21 M	
22 J	
23 V	
24 S	
25 D	16
26 L	
27 M	
28 M	
29 J	
30 V	

MAI 2021

17

01 S	17
02 D	
03 L	
04 M	
05 M	
06 J	
07 V	
08 S	Armistice 1945
09 D	
10 L	
11 M	
12 M	
13 J	Ascension
14 V	
15 S	
16 D	
17 L	
18 M	
19 M	
20 J	
21 V	
22 S	
23 D	
24 L	Lundi de Pentecôte
25 M	
26 M	
27 J	
28 V	
29 S	
30 D	
31 L	22

JUIN 2021

Summer schools
(du 01/06 au 01/07)

01 M	22
02 M	
03 J	
04 V	
05 S	
06 D	
07 L	23
08 M	
09 M	
10 J	
11 V	
12 S	
13 D	
14 L	24
15 M	
16 M	
17 J	
18 V	
19 S	
20 D	
21 L	
22 M	
23 M	
24 J	
25 V	
26 S	
27 D	
28 L	
29 M	
30 M	

JUILLET 2021

26

01 J	26
02 V	
03 S	
04 D	
05 L	27
06 M	
07 M	
08 J	
09 V	
10 S	
11 D	
12 L	28
13 M	
14 M	Fête Nationale
15 J	
16 V	
17 S	
18 D	
19 L	
20 M	
21 M	
22 J	
23 V	
24 S	
25 D	
26 L	
27 M	
28 M	
29 J	
30 V	
31 S	

AOÛT 2021

30

01 D	30
02 L	31
03 M	
04 M	
05 J	
06 V	
07 S	
08 D	
09 L	
10 M	
11 M	
12 J	
13 V	
14 S	
15 D	Assomption
16 L	
17 M	
18 M	
19 J	
20 V	
21 S	
22 D	
23 L	
24 M	
25 M	
26 J	
27 V	
28 S	
29 D	
30 L	
31 M	



- Fermetures administratives
- Jours fériés
- Périodes de vacances scolaires (Zone B)
- Vacances universitaires selon composantes et services

- Suivez-nous :
- f
- 🐦
- 📺
- 📷
- 📺
- in

2020 | 2021

CALENDRIER DE L'UNIVERSITÉ D'ANGERS

SEPTEMBRE 2020		OCTOBRE 2020		NOVEMBRE 2020		DÉCEMBRE 2020		JANVIER 2021		FÉVRIER 2021	
01 M	36	01 J	40	01 D	45	01 M	49	01 V	53	01 L	05
02 M	0	02 V		02 L		02 M		02 S		02 M	
03 J	Welcome programme (du 03 au 15/09)	03 S		03 M		03 J		03 D		03 M	
04 V	Visite découverte du centre-ville d'Angers	04 D	41	04 M	Angers Connected Week (du 04 au 07/10)	04 V		04 L	01	04 J	▲
05 S		05 L		05 J		05 S		05 M		05 V	
06 D	37	06 M		06 V		06 D	50	06 M	▲	06 S	
07 L		07 M		07 S		07 L		07 J		07 D	
08 M		08 J		08 D	46	08 M	▲	08 V		08 L	06
09 M		09 V		09 L		09 M		09 S		09 M	
10 J	Soirée internationale au bowling	10 S	Voyage en Anjou	10 M		10 J	End of year party	10 D	02	10 M	
11 V		11 D		11 M	Armistice	11 V		11 L		11 J	●
12 S	Visite culturelle d'Angers	12 L	42	12 J	Animation Buddy system UA	12 S		12 M		12 V	
13 D	38	13 M		13 V		13 D	51	13 M	●	13 S	Portes ouvertes UA
14 L		14 M		14 S	●	14 L		14 J		14 D	
15 M	Nocturne internationale	15 J		15 D		15 M		15 V		15 L	07
16 M		16 V	●	16 L	47	16 M		16 S		16 M	
17 J	●	17 S		17 M		17 J		17 D		17 M	
18 V		18 D		18 M		18 V		18 L		18 J	
19 S		19 L	43	19 J		19 S		19 M	▶	19 V	▶
20 D		20 M		20 V		20 D	52	20 M	▶	20 S	
21 L	39	21 M		21 S		21 L		21 J		21 D	
22 M	🍁	22 J	Animation Buddy system UA	22 D	Voyage à Paris	22 M		22 V	Festival Premiers Plans (du 22 au 31/01)	22 L	
23 M		23 V	▶	23 L	48	23 M		23 S		23 M	
24 J	▶	24 S		24 M		24 J	Opération Noël partage (du 24/12 au 01/01)	24 D		24 M	
25 V		25 D	🕒 -1h	25 M		25 V	Noël	25 L	04	25 J	
26 S		26 L	44	26 J		26 S		26 M		26 V	
27 D		27 M		27 V	Nuit des chercheurs	27 D		27 M	○	27 S	○
28 L	40	28 M		28 S		28 L	53	28 J	○	28 D	
29 M		29 J		29 D		29 M		29 V		29 V	
30 M		30 V	○	30 L	49	30 M	○	30 S		30 S	
		31 S	○	31 J		31 J		31 D		31 D	



- Fermetures administratives
- Jours fériés
- Périodes de vacances scolaires (Zone B)
- Vacances universitaires selon composantes et services

Suivez-nous :

SAFETY INSTRUCTIONS

**TAKE RESPONSIBILITY FOR YOUR OWN AND OTHERS' SAFETY.
IN CASE OF ACCIDENTS, FOLLOW THE STEPS BELOW.**

PROTECT

Who?

Yourself, others, the victim

How to proceed?

- 1 | Identify persistent risks.
- 2 | Keep people away from the victim and do not touch her/him if you're not trained to rescue injured people (except emergency).

ALERT

Who? A rescuer or the emergency services (phone number in the EU: 15, in EU: 112)

How to proceed? If no one is a first-aid attendant, call the emergency services indicating the exact location of the accident, the number of victims and whether there is a persistent risk. Hang up only when the person you are speaking to asks you to do so. Send someone to direct the rescuers and notify the reception desk of your site.

RESCUE

By whom? A rescuer

How to proceed? Practice appropriate gestures and monitor vital functions until the emergency services arrive.



Defibrillators are available in each college's entrance.

IN CASE OF FIRE



- Hit the red box and call the fire brigade (phone number: 18 or 118 by cell phone).
- Attack the fire with fire extinguishers.
- Find fresh air (close to the ground).

EMERGENCY EVACUATION PROCEDURES



- Follow any audible signal or evacuation order.
- Close doors and windows and check that no-one stays in the buildings.
- Go to the meeting point or the secure waiting area.

A health and safety register for students is available in each reception desk in order to be able to record all observations and suggestions related to risk prevention.

+ FOCUS

**"Vigipirate"
security alert system.
Heightened security.
Risk of attack.**



Maintain the level of vigilance!

- Do not leave your bags and belongings unattended.
- Report any abandoned or unidentified packages to the reception desk (any unattended bags or packages may be destroyed by the police).
- Report any suspicious behavior to the reception desk.
- Present your student or professional card when requested by security staff members or security officers from the University of Angers.
- Comply with the visual inspection of your bags when requested by security staff members or security officers from the University of Angers.

You can also receive a text on your mobile phone from the University of Angers in case of an absolute emergency (terrorist or serious weather risks). **#AlertUA**

Contact

The International Welcome Office

Contact for non-exchange students:

bienvenue@contact.univ-angers.fr

Contact for exchange students:

echange.international@univ-angers.fr

Contact international researchers:

chercheursetrangers@contact.univ-angers.fr

Contact for CeLFE students:

celfe@univ-angers.fr

